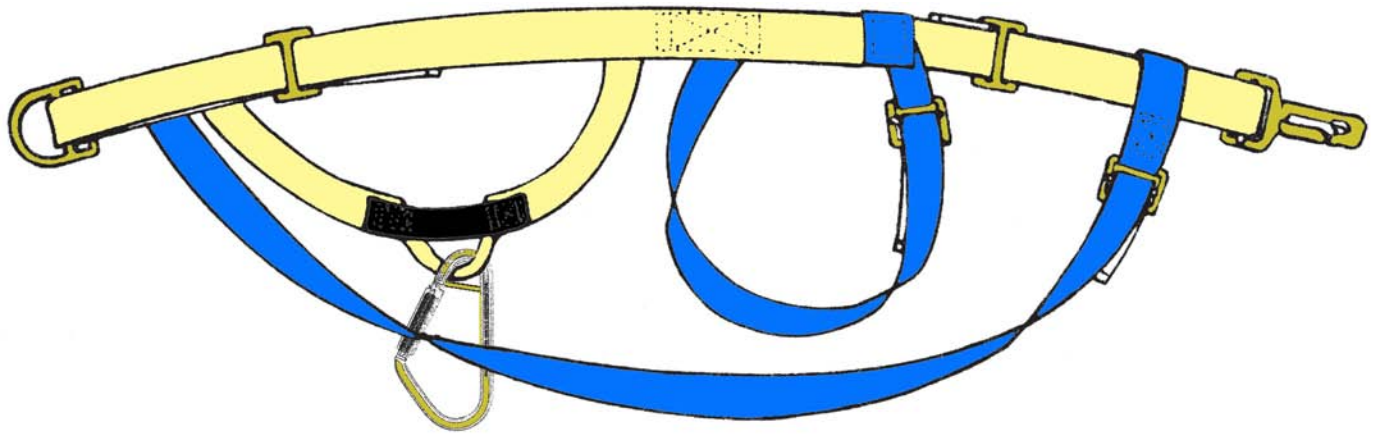
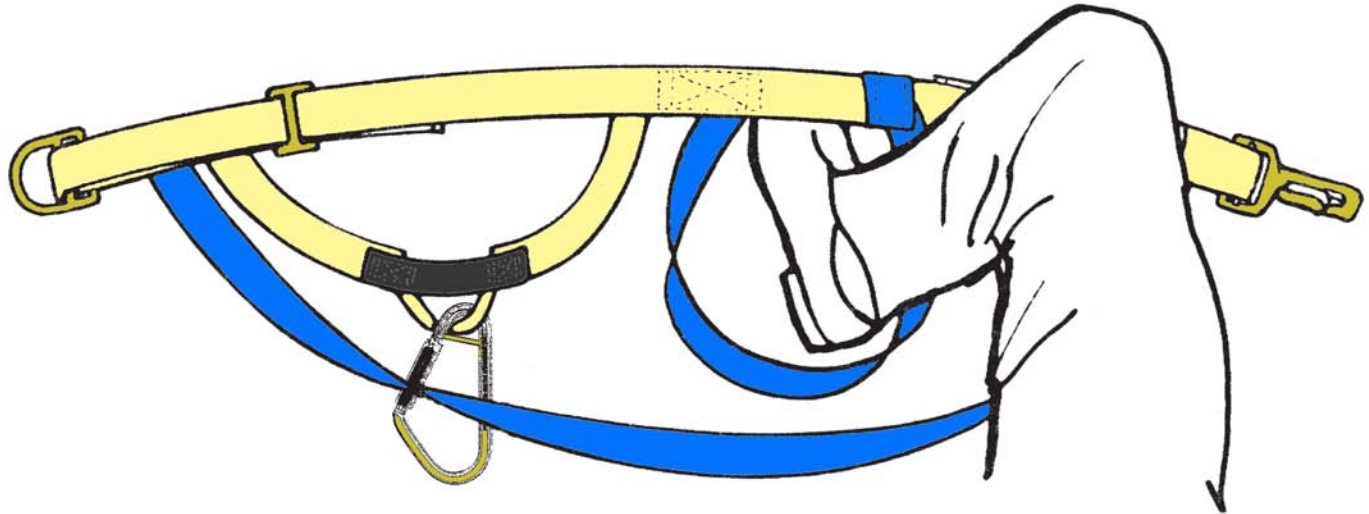



# Gemtor 541 Left Side Closing Harness Donning Instructions



1. Hold Harness in front of you, D-ring in left hand, and snaphook in right hand.
2. Place right leg through small blue strap loop (shaded, above). Make sure large blue loop is behind right leg.



3. Pull harness up to waist. Bring snap hook around back and snap into D-ring. Adjust belt to waist size by pulling yellow adjustment straps near snaphook and D-ring.
4. Pull two blue cinch straps in rear to tighten leg straps.



Harness Pompier Aluminum Hook with Triple Action Automatic Locking Gate. Hook has a 9,000 pound NFPA rating.



Classified by Underwriters Laboratories Inc.  
In accordance with NFPA 1983-1995  
57AF (Class II Harness)

**GEMTOR**<sup>TM</sup>

**Gemtor, Inc.**  
www.gemtor.com  
Toll Free: (800) 405-9048  
Fax: (732) 290-9391  
Email: sales.info@gemtor.com