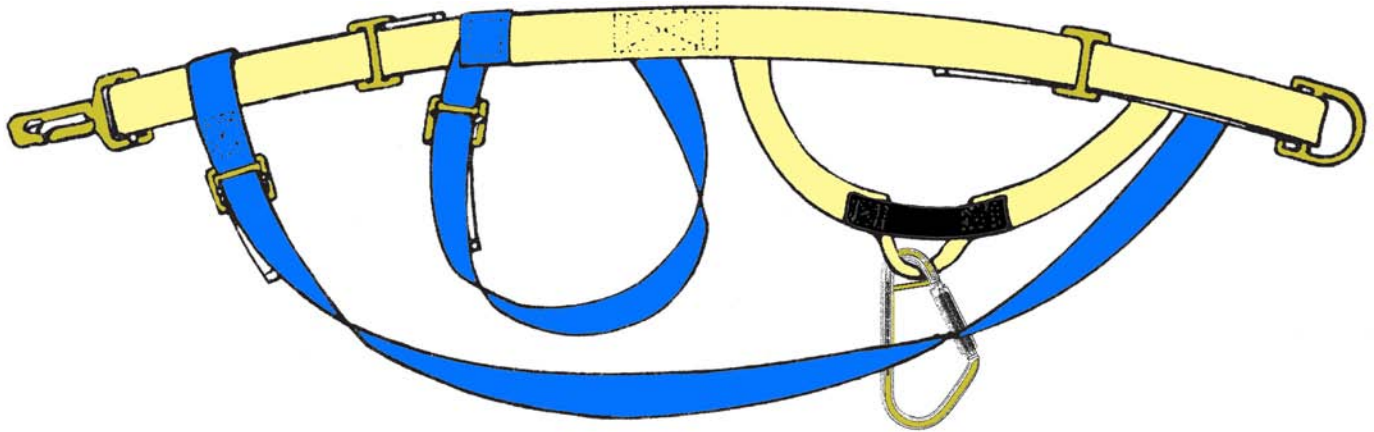
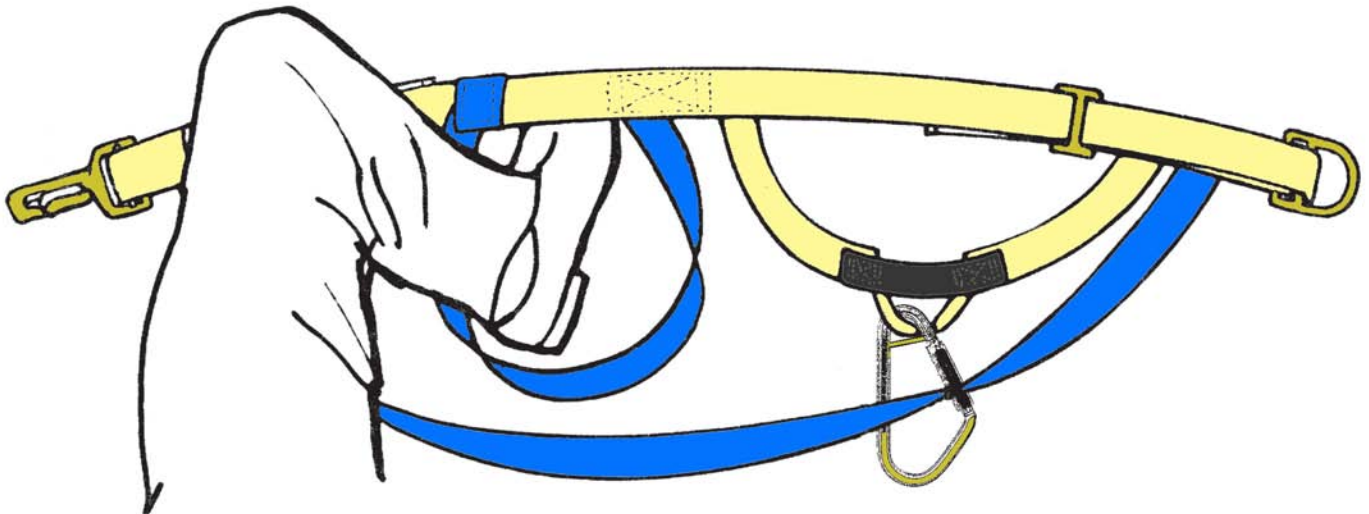



Gemtor 541 Right Side Closing Harness Donning Instructions



1. Hold Harness in front of you, D-ring in right hand, and snaphook in left hand.
2. Place left leg through small blue strap loop (shaded, above). Make sure large blue loop is behind left leg.



3. Pull harness up to waist. Bring snap hook around back and snap into D-ring. Adjust belt to waist size by pulling yellow adjustment straps near snaphook and D-ring.
4. Pull two blue cinch straps in rear to tighten leg straps.



Harness Pompier Aluminum Hook with Triple Action Automatic Locking Gate. Hook has a 9,000 pound NFPA rating.



Classified by Underwriters Laboratories Inc.
In accordance with NFPA 1983-1995
57AF (Class II Harness)

GEMTORTM

Gemtor, Inc.

www.gemtor.com

Toll Free: (800) 405-9048

Fax: (732) 290-9391

Email: sales.info@gemtor.com